

Our core technology lies at the heart of a new modular blueprint, enabling us to respond even more rapidly to changing workflow conditions within the digital printing industry.

Each new Onyx product will build on the core RIP technology that has made us an industry leader. With every Onyx product, you can count on the strengths of our past: proven reliability, robust workflow, and superior print quality.

**Expanding Our Vision**

Onyx Graphics is committed to providing first-to-market dynamic workflow solutions for digital printing environments. To fulfill this commitment, we have restructured our products to allow for future modular development of digital front ends that address specific production needs.

**A New Look and Feel**

A redesigned user interface pulls together and builds on the best of past Onyx products: a user-friendly print queue, simplified workflow, job thumbnail and nesting previews, tiling and improved print controls.

This new RIP queue is the core of three new Onyx Products: RipCenter, PosterShop, and ProductionHouse. Where these products differ is in their

feature-set. Choose a product that suits your needs today, or one that will accommodate your growth tomorrow. Either way, Onyx Graphics gives you the ability to add features to any workflow product at any time.

**Expect Excellence in Every Onyx Product**

Whichever product you choose, you'll benefit from the following:

■ **ICC Profiling**

Onyx Graphics is an active member of the International Color Consortium®. Our profiles are ICC-compliant, so you can count on color accuracy and consistency from any application, platform or file format. And with our Profile Generator option, you can build your own custom media profiles.

■ **PostScript® Spot Color Matching**

Onyx workflow products include a spot color lookup table for popular spot color matching in Postscript files. Spot colors are defined using CIELAB values. In addition to the default color lookup table, you can create your own spot color conversions.

■ **Unequaled Printer Support**

No one holds a candle to Onyx when it comes to printer support. We partner with printer manufacturers and OEMs of today's hottest printers to provide you with profiles at or as close to printer release as possible. If there's a popular printer available on the market, you can be sure Onyx drives it.

■ **Supported File Formats**

All Onyx workflow products support a wide range of composite and separated file formats.

**When Industry Experience Counts**

No software RIP developer can lay claim to more experience in the large-format digital printing industry than Onyx Graphics. We've been defining the industry standard since 1989, and you'll find more professionals using Onyx software than any other LFDPI product on the market.

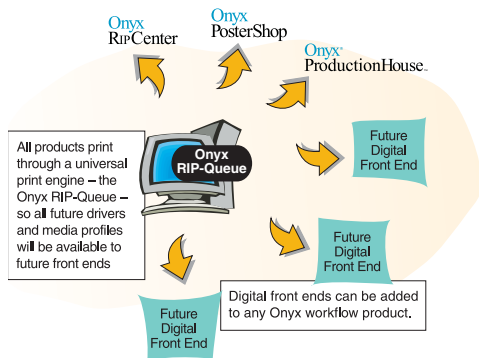
**Onyx RIP Queue Sports a New Look**

A new queue interface with thumbnail preview is common to RipCenter, PosterShop and ProductionHouse.



**Redesigned PreFlight Puts Everything at Your Fingertips**

PreFlight (included with PosterShop and ProductionHouse, and available as an add-on with RipCenter) is easier than ever to navigate. Key actions and controls are located in the main tabs, and you can pre-flight directly from the queue.



Dynamic Workflow Solutions for Digital Print Environments



It's *your* workflow. Why compromise?

YOUR AUTHORIZED ONYX DEALER



15 Poole Road  
Woking  
Surrey,  
GU21 6BB.  
Tel: 01483 596281

www.repoint.com



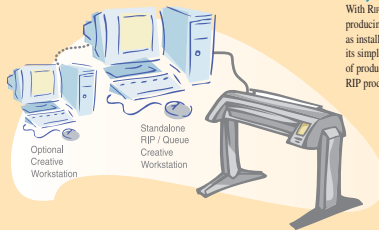
©2002 Onyx Graphics. All rights reserved. Onyx, the Onyx glyph and PosterShop are registered trademarks of Onyx Graphics. RipCenter and ProductionHouse are trademarks of Onyx Graphics. PostScript is a registered trademark of Adobe Systems Incorporated. All other trademarks are the property of their respective owners.

Onyx Graphics • 6915 S. High Tech Dr. • Midvale, UT 84047  
Toll-free 800-828-0723 / (801) 568-9900 / Fax (801) 568-9911 • www.onyxgfx.com

## Dynamic Workflow Solutions for Digital Print Environments

### Who benefits with RiPCenter?

The ideal candidate for Onyx RiPCenter is relatively new to large-format digital printing and usually has a single printer. Often, the person doing the printing and the person doing the creative are one and the same. The user may have limited understanding of RIP technology and, consequently, seeks ease of use and the ability to achieve professional color "out of the box" without a lot of user interface.



### Easy to Install, Easy to Use

With RiPCenter, getting up to speed and producing professional color is as simple as install, open file, and print. Yet despite its simplicity, RiPCenter contains a bevy of production tools that outperform any RIP product on the market.

### Professional Color, Every Time

Default color calibration and ICC profiles – optimized for a variety of ink and media combinations – provide consistent, accurate color "out of the box" for those who are just getting into large format printing.

### Network-Accessible Across Platforms

The RiPCenter queue appears as a normal printer in your network, so you can print directly from your creative application from any Mac or PC on the network, or drag and drop jobs into a Hot Folder.

### Save Media

A thumbnail preview gives you the ability to spot check your jobs before you print, reducing the need for reprinting. And, when you select Media Save nesting, jobs are automatically arranged and positioned for maximum media usage. A nesting preview provides visual assurance that your getting the most out of your media.

### Save Time and Money

RiPCenter brings greater speed, better performance and improved color control to your printer. That translates into both time and money savings that directly impact your bottom line.

### Features and Benefits

- Automatically installs queue and printer in one easy step
- Print directly to the queue from your creative application as you would to any desktop printer
- Visually preview files to avoid costly reprinting
- Get automatic scaling and tiling of images
- RIP and simultaneously print bitmapped files for faster throughput
- Reduce ink consumption and media spoilage with Media-Save nesting and nesting preview
- Maintain your workflow while growing your business

### Upgrade Path

RiPCenter includes a PostScript RIP, a Raster RIP and support for one active printer with multiple Hot Folders. It also includes automatic tiling, job thumbnail and print nesting previews, and 30-day free support. As you grow, add additional printers and RIPs, pre-flight, color correction, media management and profiling capabilities, and other productivity features as needed.



Onyx®  
RiPCenter™

Effortless color, out of the box

### Who benefits with PosterShop?

This user has a good working knowledge of large-format printing and generally has two or more large-format printers with jobs coming in from one or more creative sources. The user seeks the ability to manipulate files outside of the creative environment, including the ability to pre-flight jobs, correct or replace color, create custom tiling, and the ability to calibrate for changing print conditions.

### Streamline Job Management


PosterShop includes support for two printers with multiple Hot Folders, used for specifying job properties. Print directly from your creative application. Or drag and drop jobs into the appropriate Hot Folder and, when the system detects an available printer matching the job properties, printing begins automatically.

### Scale, Crop, Rotate, Apply Custom Tiling to Images

Pre-flight with professional tools that let you perform difficult tasks easily and with consistent results from one job to the next. Interactive sizing, cropping and custom tiling, as well as full pan and zoom, instantly shows on your display.

### Make Color Corrections on the Fly

Adapt easily and quickly to your customers' subjective view of color. Novice and expert users alike will find an intuitive color correction toolset that lets you quickly and easily make changes without leaving PosterShop. Change brightness, saturation and contrast for the image globally, or individually affect highlight, mid-tones and shadows. Powerful CMYK and HSV tools allow more advanced users to fine tune images to meet the demands of the most exacting clients. View up to four color filters at



once to compare changes, or select a specific color – or a range of colors – and replace it with another to fine tune even the most difficult prints. All without touching the original file.

### Manage Medias and Calibrate As Needed


PosterShop ships with an impressive range of default media and reference ICC profiles. With PosterShop, you can recalibrate your printer to your media as needed in response to changing print conditions. In addition, you can import and apply custom ICC profiles, as well as create and edit density calibration tables and control ink restrictions.

### Features and Benefits

- Includes all the features of RiPCenter, plus PreFlight and Media Manager
- Interactively scale, crop, and rotate images
- Apply custom tiling to oversized prints
- Make color corrections and replace color – or a range of colors – from PreFlight
- Import and apply custom ICC profiles
- Create and edit density calibration tables and control ink restrictions

### Upgrade Path

PosterShop includes a PostScript RIP, a Raster RIP, and support for two active printers with multiple Hot Folders. It also includes media management, calibration, pre-flight preview, size, custom tiling and color correction, and 60-day free support\*. As you grow, add additional printers and RIPs, Step & Repeater, and Profile Generator to build custom ICC profiles.



Onyx®  
PosterShop™

Maximum control, professional color toolset

### Who benefits with ProductionHouse?

ProductionHouse is ideal in locations where there are three or more printers, often from different manufacturers. ProductionHouse users are looking for a single, full-featured workflow solution that will keep their printers running at top speed while automating the majority of production processes. Experience, reliability, scalability, and universality is key.

### Full-Featured, Robust Workflow Solution

ProductionHouse is our flagship product, giving you unequalled flexibility to adapt to changing workflow conditions. With ProductionHouse, there are absolutely NO compromises. ProductionHouse comes with an two PostScript RIPs and support for four active printers, so you can print to four printers simultaneously and RIP two jobs at the same time. You'll get all the features of RiPCenter and PosterShop, plus Step & Repeater for seamless pattern tiling.

### Scalable to Grow with You

Never miss a beat as you add new hardware and printers, or reconfigure your existing equipment. With ProductionHouse, you can work across platforms, and drive multiple printers from various manufacturers.

### Reliable High-Production Throughput

When you simply cannot afford to have your printers offline – for even a short time – you can't afford to be without ProductionHouse. You'll find Onyx in more high-production environments than any other RIP product.

### Universal Printer Support

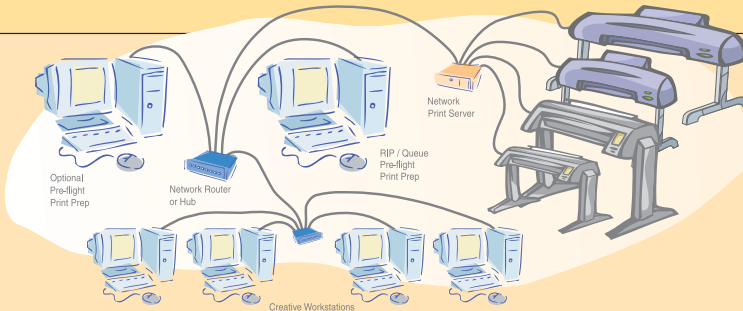
Onyx Graphics leads the way in printer support with the most extensive list of printer drivers and media profiles available on the market today. From desktop to grand format, and everything in between, we've got you covered.

### Features and Benefits

- Make no compromises – get all the RIP features Onyx has to offer in one package
- Print to four printers simultaneously and RIP two jobs at the same time
- Work across platforms and drive multiple printers from various manufacturers

### Upgrade Path

ProductionHouse comes with two PostScript RIPs, one raster RIP, and support for four active printers with multiple Hot Folders. It also includes media management, calibration, pre-flight preview, size, custom tiling and color correction, Step & Repeater, and 90-day free support\*. As needed, add additional printers and RIPs, and Profile Generator to build custom ICC profiles.



\*North America only.

Onyx®  
ProductionHouse™

Reliable high-production throughput

